

Fig: A TYPICAL LAYOUT OF A NUCLEAR MEDICINE LABORATORY FOR DIAGNOSTIC STUDIES (IN-VIVO) IMAGING) TOTAL AREA = 150-160 SQ. M.

Note: All the walls /partitions of the Nuclear Medicine laboratory should be made of 9" brick or 6" concrete. Fume Hood to be installed; if required
Decontamination Room is optional. The active toilet may be used for personnel decontamination by providing a shower and wash basin.

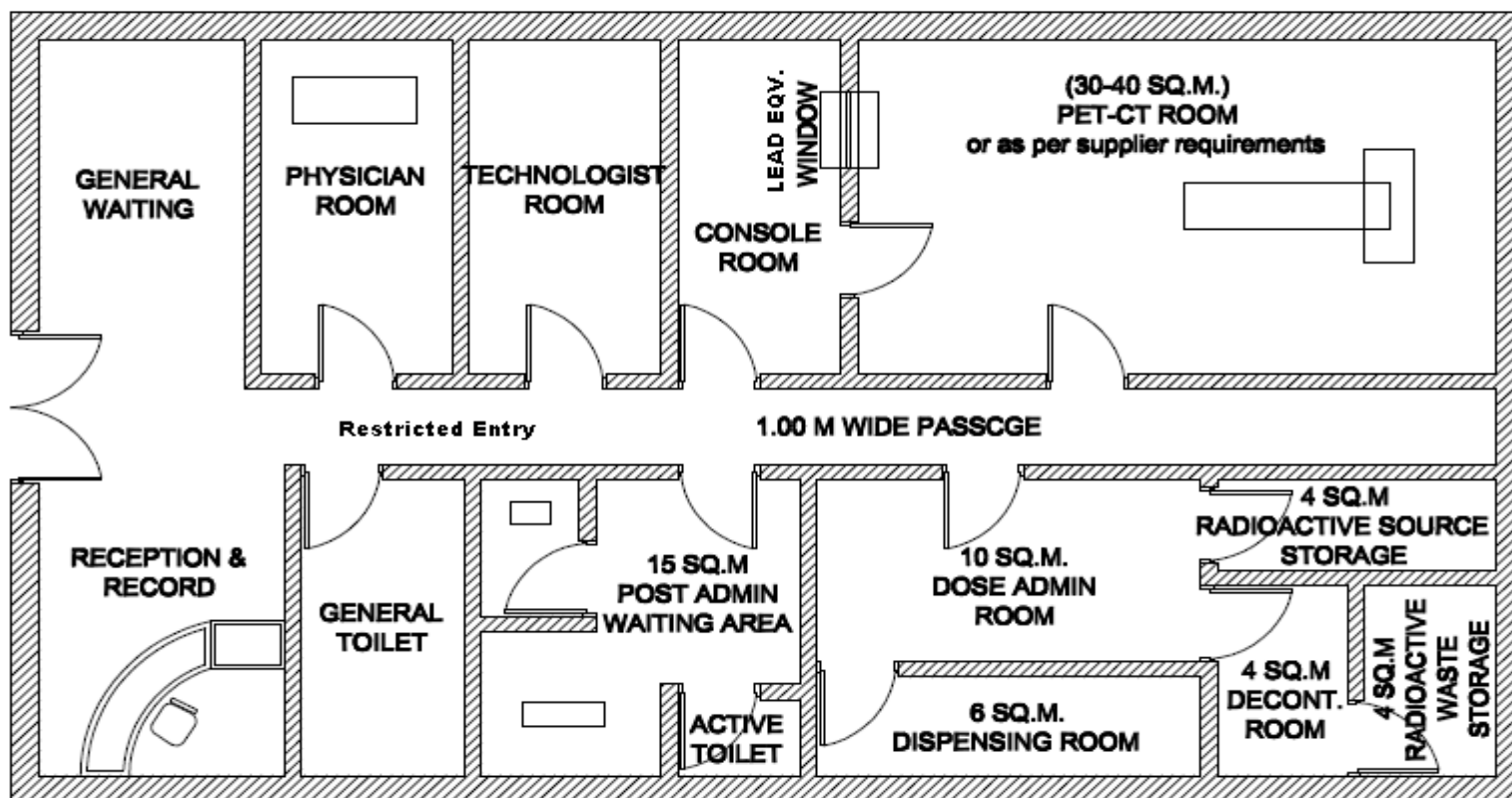


Fig: A TYPICAL LAYOUT FOR A PET-CT FACILITY. TOTAL AREA = 150-160 SQ. M.

Note: All the walls /partitions of the PET facility should be made of concrete only, the thickness of which will depend on the required workload.

Decontamination Room is optional. The active toilet may be used for personnel decontamination by providing a shower and wash basin.

Facilities using Ge-68/Ga-68 generator will require a Hot Lab of 12sq. m. area.

Radioactive waste storage room for PET facility is optional. However, an alternative place has to be identified in the Hot Lab for storage of decayed Ge-68/Ga-68 generators.

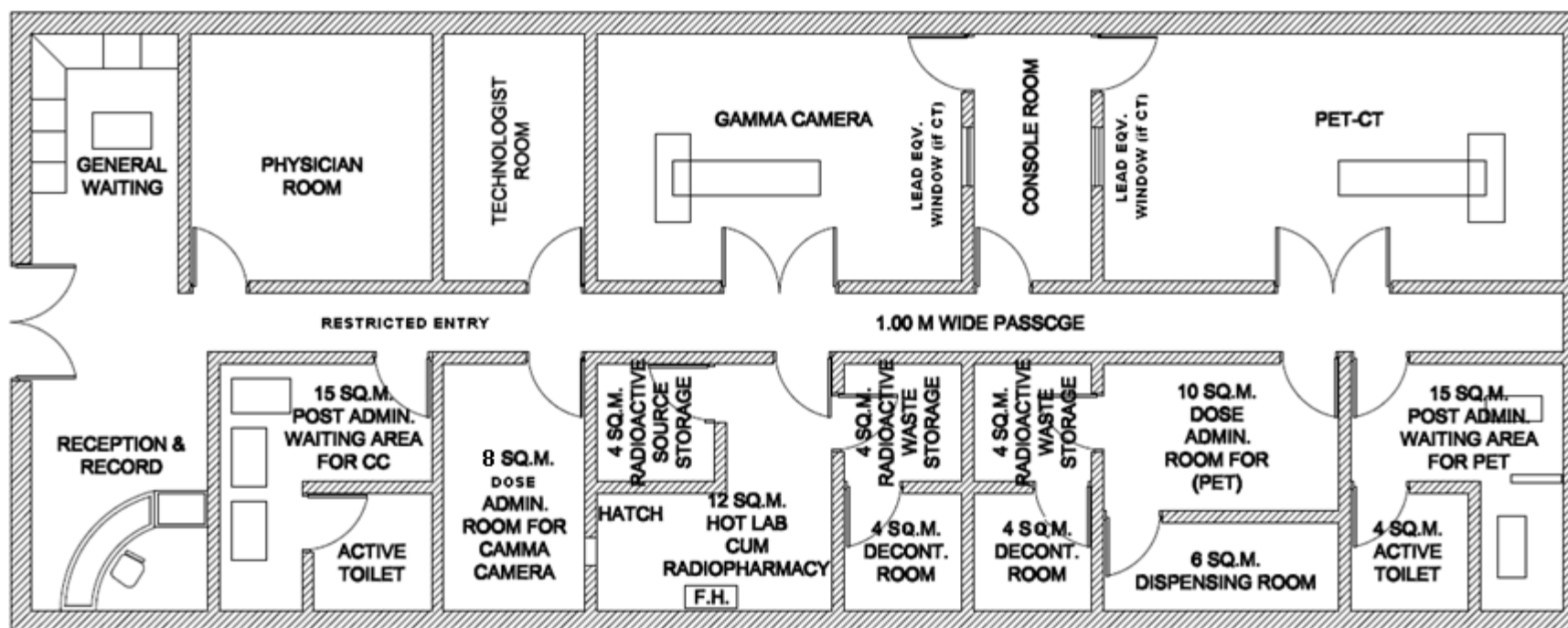


Fig: A TYPICAL LAYOUT FOR NUCLEAR MEDICINE FACILITY HAVING BOTH GAMMA CAMERA AND PET-CT INSTALLATION

Note: All the walls /partitions of the Nuclear Medicine laboratory should be made of 9" brick or 6" concrete only but the walls of the PET should be made of concrete only, the thickness of which will depend on the workload.

Decontamination Room is optional. The active toilet may be used for personnel decontamination by providing a shower and wash basin.

Facilities using Ge-68/Ga-68 generator will require a Hot Lab of 12sq. m. area.

Radioactive waste storage room for PET facility is optional. However, an alternative place has to be identified in the Hot Lab for storage of decayed Ge-68/Ga-68 generators.

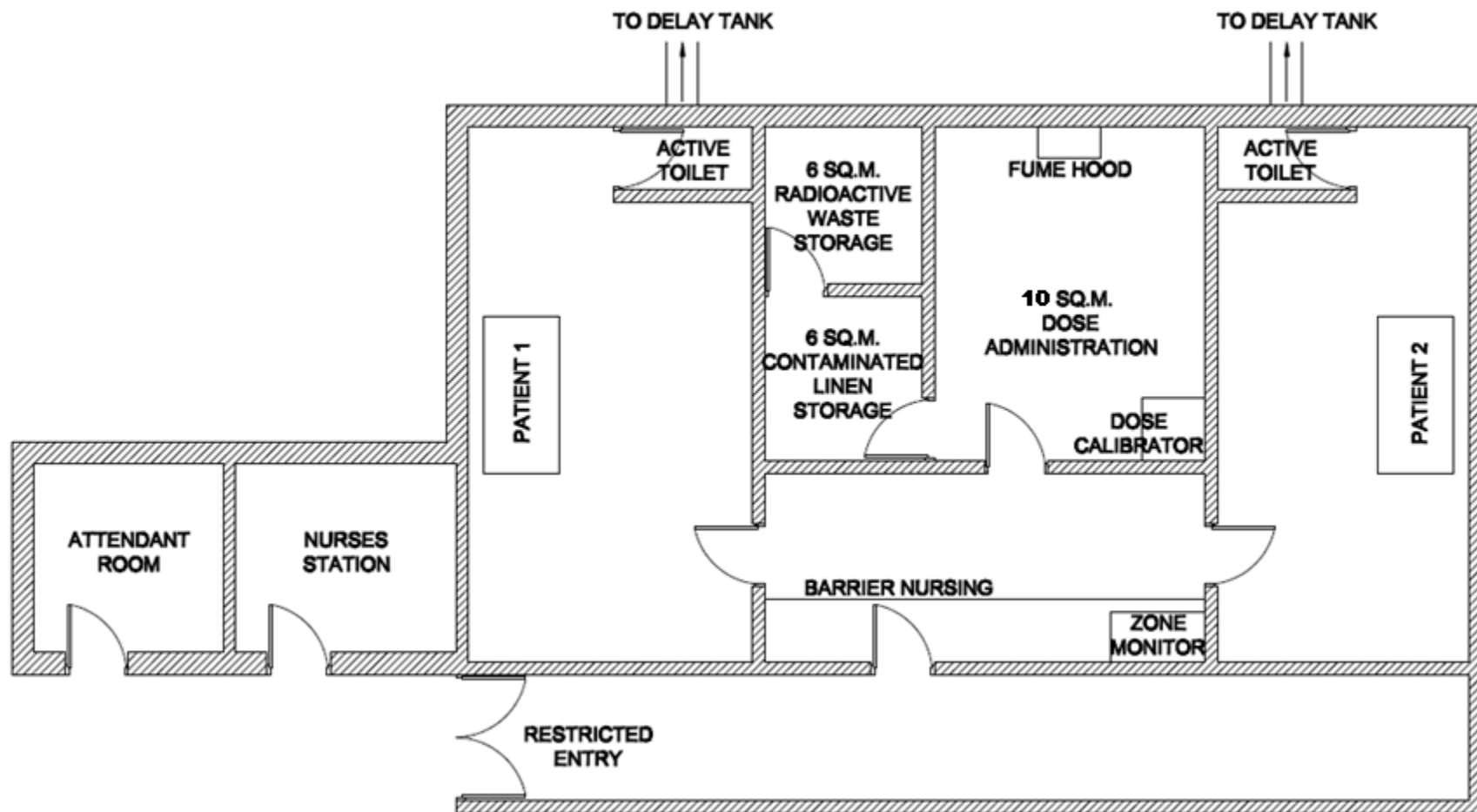


Fig: A TYPICAL LAYOUT PLAN FOR A 2-BEDDED ISOLATION WARD FOR HOSPITALISATION OF PATIENTS TREATED WITH LARGE DOSE OF I-131.

Note: All the walls /partitions of the facility should be made of concrete only, the thickness of which will depend on the area of the room, position of the bed and the occupancies all around. The ducting line of the fume hood should be shown in the plan. Decontamination Room is optional. The active toilet may be used for personnel decontamination by providing a shower and wash basin. Also, the plumbing and ducting line from the isolation ward to the delay tank is to be shown clearly.

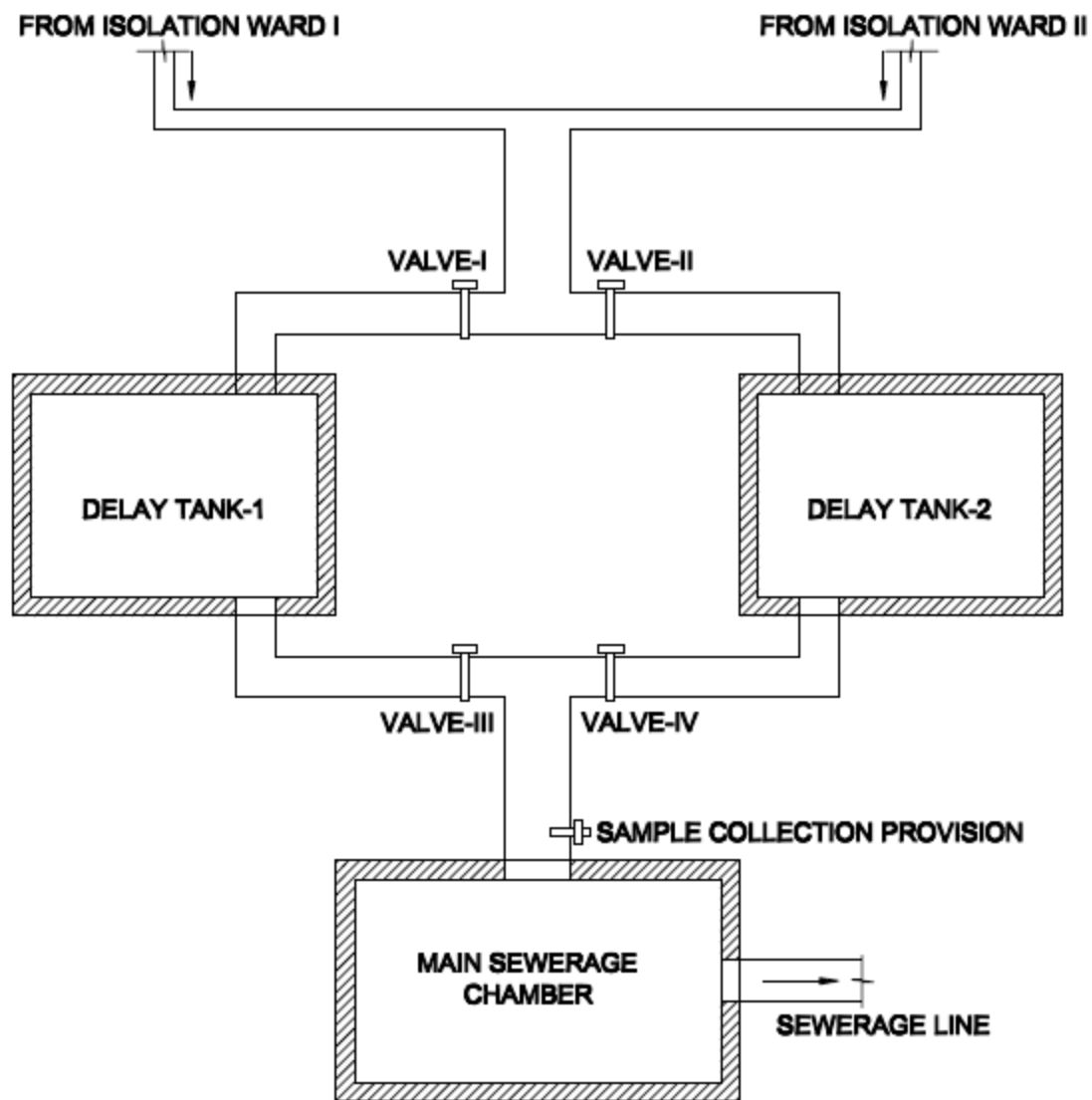


Fig: DUAL DELAY TANK SYSTEM FOR COLLECTION AND SAFE DISPOSAL OF RADIOACTIVE WASTE FROM ISOLATION WARD

Note: The capacity of the delay tank for a single patient is 3000 litres each.